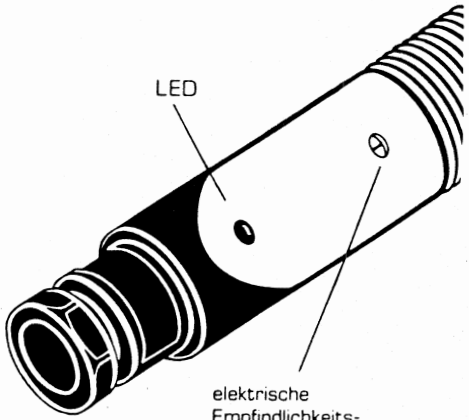


Anschlußschemen

Kapazitiver Sensor KN 99 07 82



LED

elektrische Empfindlichkeits-einstellung (Schaltabstand)

kleiner größer

electric sensitivity adjustment (detection range)

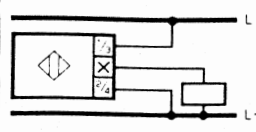
smaller larger

ajustage de sensibilité électrique (portée)

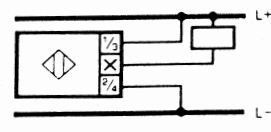
plus petit plus grande

Anschlußschemen/Programmierung Connection Diagrams/Programming Schémas de raccordement/ Programmation

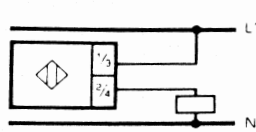
DC/= PNP




DC/= NPN




AC~/DC=





Drahtbrücke geschlossen
bridge closed
shunt fermé



Drahtbrücke offen
bridge open
shunt ouvert