

SKY-620V3

2U Rackmount Intel® 4th/5th Gen Xeon® Scalable High Density GPU Server, Supporting 6 x PCIe x16 Double Width FH/FL Cards + 2 x PCIe x8 Single Width HL Cards



Features

- Processor: Dual 4th/5th Gen Intel Xeon Scalable processors
- Memory: 16 x DDR5 4800MHz ECC RDIMM/ Intel Optane DC Persistence Memory, up to 2TB
- Remote Management: IPMI function support
- Expansion: Supporting 4 x PCIe x16 double width cards + 2 x PCIe x16 double width cards or 4 x PCIe x8 single width FH/10.5" + 2 x PCIe x8 single width FH/HL cards
- PSU: 2700W 1+1 redundant power supply with 80 PLUS Titanium level certification

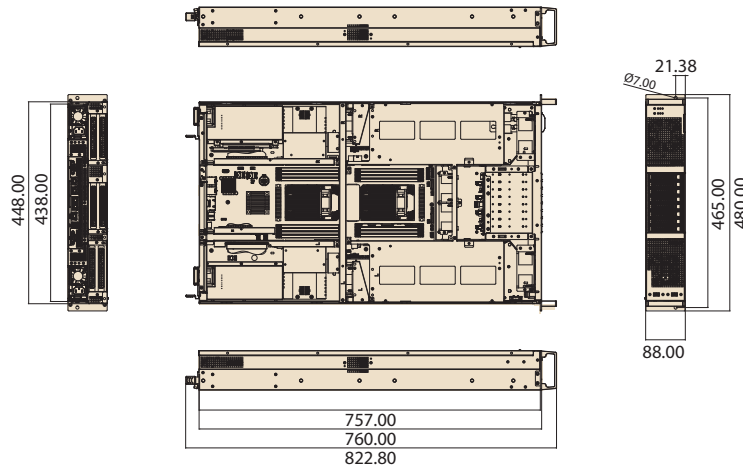


Specifications

Processor System	Chipset	Intel C741 Chipset	
	CPU Type	Dual Socket E 4th/5th Gen Intel Xeon Scalable processors (TDP up to 225W) BIOS V2.00 or above is required for 5th Gen Xeon Scalable processors	
	Memory Type	16 x DDR5 4800 ECC RDIMM/ Intel Optane DC Persistent Memory, up to 2TB	
Graphics	Controller	Aspeed AST2600	
	VRAM	64 MB	
Expansion Slot	FL (Front Left) / FR (Front Right) card cage	Two PCIe x16 slot (Gen5 x16 link) for FH/10.5" expansion card	
	UM (Upper Middle) card cage	Two PCIe x8 slot (Gen5 x8 link) for FH/HL card	
	UL (Upper Left) / UR (Upper Right) card cage	One PCIe x16 slot (Gen5 x16 link) or Two PCIe x16 slot (Gen5 x8 link) for FH/10.5" expansion card	
Drive Bay	2.5" (Hot-swap)	8 (8 SAS/SATA port, maximum up to 6 NVMe drives support)	
	Slim ODD	-	
	M.2 (2280/22110)	2	
Ethernet	Interface	2 x 10GbE + 2 x 2.5GbE	
	Controller	2 x Intel I226LM (dual 2.5GbE) + Intel X710-AT2 (dual 10GbE port)	
Front I/O Interface	USB	2 x USB2.0	
Rear I/O Interface	USB	2 x USB3.2 Gen1	
	COM	1 x DB9	
	Display	1 x DB15 VGA	
	RJ-45	5 (2 x 2.5GbE + 2 x 10GbE + 1x Dedicate IPMI)	
Internal connector	Type-A USB	1	
	COM	2	
	eSPI	1	
Watchdog Timer	Output	System reset	
	Interval	Programmable, 1~255 sec/min	
Power Supply	Power Output Wattage	80 PLUS Titanium 1+1 redundant Power Supply 1008W @ 100 ~ 127V 2700W @ 200 ~ 240V	
	Input Range	AC 100 ~ 240 V	
Cooling	Chassis Fan	Two 80 x 38 high speed fans Four 60 x 38 high speed fans	
	LED Indicators	Power Status, LAN Status, System information LED	
Miscellaneous	Remote Management	Advantech Remote Monitoring Utility	
Environment	Temperature	Operating 0 ~ 35 °C (32 ~ 95 °F)	Non-Operating -20 ~ 60 °C (-4 ~ 140 °F)
	Humidity	10 ~ 85% @ 40 °C	
	Vibration (5 ~ 500 Hz)	0.25 Grms	
	Shock	10G (with 11ms duration, half sine wave)	
		2 G	
Physical Characteristics	Dimension (W x H x D)	438 x 88 x 760 (17.24" x 3.46" x 29.92")	
	Package Dimension (W x H x D)	625 x 305 x 965 (24.6" x 12" x 38")	
	Weight (N.W. / G.W.)	24 Kg / 25.26 Kg	

Dimensions

Unit: mm



Ordering Information

Part Number	HDD	M.2 2280 (SATA+PCIe)	VGA Chip	2.5 GbE/10GbE LAN	IPMI	Power supply
SKY-620V3-R27A1	8	2	AST 2600	2/2	Yes	2700W 1+1 RPS

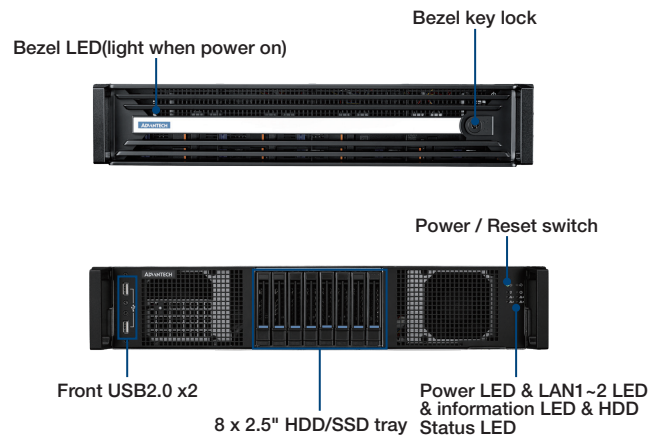
System Contents

Items	Advantech P/N	Quantity
CPU Cooler	TBD	2
CPU Carrier, E1B	1651003739-01	2
Power cable for expansion card (Pre-assembled in the system)	TBD	
Startup manual	TBD	1
Rackmount Kit (handle and Ear set)	N/A	2
2U Front Bezel	N/A	1

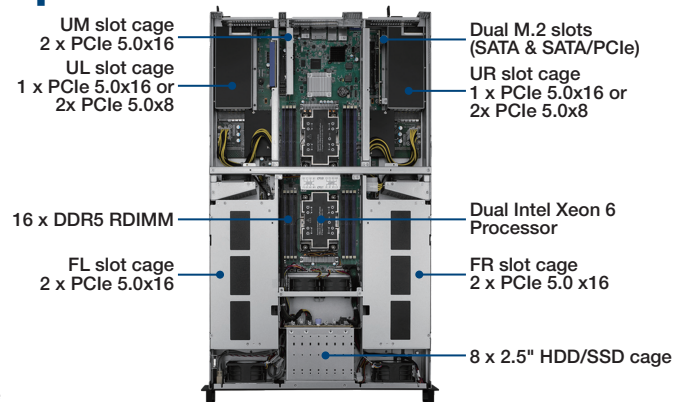
Optional Accessories

Items	Advantech P/N	Quantity
Slide rail kit	968DE00079	1
UL Power core (125V,15A)	TBD	2
BSMI Power Core (125V,15A)	TBD	2
EU Power Core (250V,10A)	TBD	2
internal FL/FR bracket for GPU RTX 6000 ada/L40s/L20	1960116798N000	1 for each GPU at internal
internal FL/FR bracket for GPU RTX 4000 ada	1960117728N000	1 for each GPU at internal
internal FL/FR bracket for GPU A100/H100	1960110072N000	1 for each GPU at internal
internal FL/FR bracket for GPU V100	1960112303N000	1 for each GPU at internal
CPU8P to 12V2x6(300W)	1700035590-01	1 for each GPU

Front View



Top View



Rear View

