


IN506051

INDUCTIVE SENSORS • ENLARGED AMBIENT TEMPERATURE

Inductive proximity switches are contact-free sensors. They detect all conductive metals, regardless of whether they move or not. The achievable sensing range of the devices depends on the object material and its dimensions. The vibration-resistant sensors can be approached laterally or frontally. Inductive proximity switches are used for presence detection (e.g. goods carriers), positioning (e.g. dampers), counting (e.g. nuts /bolts), speed detection (e.g. for cog wheels), on conveyor systems (e.g. hose feedings) or distance measurements (e.g. press-in checking) of metallic objects.



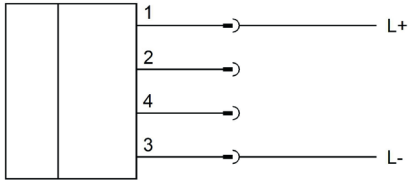
MECHANICAL DATA

Active area material of sensor	Vectra®
Ambient temperature (MAX)	230 °C
Cable length	5 m
Degree of protection (IP)	IP50
Housing design	Cylinder, screw-thread
Housing material	Stainless steel 1.4305
Increased ambient temperatures > 80°C	Yes
Material of cable sheath	PTFE
Mechanical mounting condition for sensor	Non-flush
Pressure-proof	No
Sensor length	63.5 mm
Thread length	41 mm
Thread pitch	1.5 mm
Thread size, metric	50

ELECTRICAL DATA

Cascadable	No
Connection to amplifier	Yes
Hysteresis	15 %
Norm measuring plate	50x50x1
Suitable for safety functions	No
Switching distance	25 mm
Switching frequency	150 Hz
Type of electrical connection	Connector M12
Type of switching function	Amplifier
Type of switching output	Other
With monitoring function of downstream devices	No

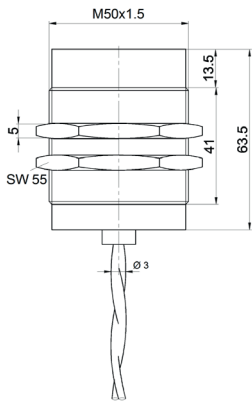
CONNECTION



Colors: 1 = BN (brown), 2 = WH (white), 3 = BU (blue), 4 = BK (black)

Functions: 1 = L+, 2 = n. c., 3 = L-, 4 = n. c.

DIMENSIONAL DRAWING



INSTALLATION



Mounting / Installation may only be carried out by a qualified electrician!

DISPOSAL



SAFETY WARNINGS

Before initial operation, please make sure to follow all safety instructions that may be provided in the product information!

Never use these devices in applications where the safety of a person depends on their functionality.