


IN300127

INDUCTIVE SENSORS • NORM SWITCHING DISTANCE

Inductive proximity switches are contact-free sensors. They detect all conductive metals, regardless of whether they move or not. The achievable sensing range of the devices depends on the object material and its dimensions. The vibration-resistant sensors can be approached laterally or frontally. Inductive proximity switches are used for presence detection (e.g. goods carriers), positioning (e.g. dampers), counting (e.g. nuts /bolts), speed detection (e.g. for cog wheels), on conveyor systems (e.g. hose feedings) or distance measurements (e.g. press-in checking) of metallic objects.



MECHANICAL DATA

Active area material of sensor	PA 6 (synthetic)
Ambient temperature (MAX)	70 °C
Ambient temperature (MIN)	-25 °C
Degree of protection (IP)	IP67
Housing design	Cylinder, screw-thread
Housing material	PA 6 (synthetic)
Mechanical mounting condition for sensor	Non-flush
Pressure-proof	No
Sensor length	81 mm
Thread length	60 mm
Thread pitch	1.5 mm
Thread size, metric	30

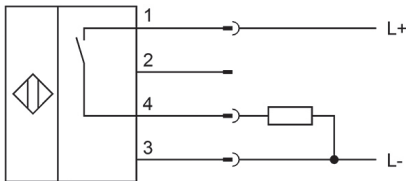
ELECTRICAL DATA

Cascadable	No
Correction factor (aluminum)	0.4
Correction factor (brass)	0.4
Correction factor (copper)	0.3
Correction factor (St37)	1
Correction factor (stainl. steel)	0.7
Hysteresis	10 %
Max. output current	200 mA
No-load current	8 mA
Norm measuring plate	30x30x1
Number of pins	3
Relative repeat accuracy	5 %
Reverse polarity protection	Yes
Short-circuit-proof	Yes
Suitable for safety functions	No
Supply voltage (MAX)	60 V
Supply voltage (MIN)	10 V

ELECTRICAL DATA

Switching distance	15 mm
Switching frequency	100 Hz
Type of electrical connection	Connector M12
Type of switching function	Normally open contact
Type of switching output	PNP
Voltage drop	2.5 V
Voltage type	DC
With monitoring function of downstream devices	No

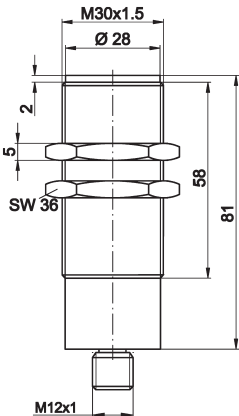
CONNECTION



Colors: 1 = BN (brown), 2 = WH (white), 3 = BU (blue), 4 = BK (black)

Functions: 1 = L+, 2 = n. c., 3 = L-, 4 = PNP NO

DIMENSIONAL DRAWING



INSTALLATION



Mounting / Installation may only be carried out by a qualified electrician!

DISPOSAL



SAFETY WARNINGS

Before initial operation, please make sure to follow all safety instructions that may be provided in the product information!

Never use these devices in applications where the safety of a person depends on their functionality.